

PVC-U Pressure retaining valves MVM

PVC-U Valvole di riduzione della pressione MVM

Pressure retaining valves are used where a constant back pressure is required for operating process systems. When installed as a bypass, it can also be used as a relief valve for reducing pressure peaks. Ours model (DN 10-50) has a body that makes it particularly suitable for use in very high-purity water applications. The variety of available materials covers a wide range of applications.

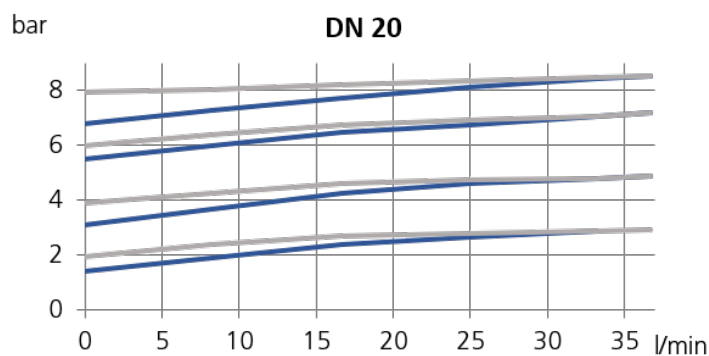
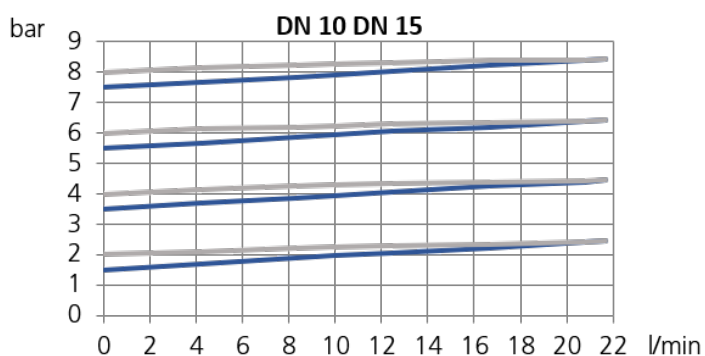
Le valvole di riduzione della pressione vengono utilizzate quando è richiesta una contropressione costante per i sistemi di processo. Se installata come bypass, può essere utilizzata anche come valvola di sicurezza per ridurre i picchi di pressione. Il nostro modello (DN 10-50) ha un corpo che la rende particolarmente adatta per l'uso in applicazioni con acqua con un grado di purezza molto elevato. La varietà di materiali disponibili copre una vasta gamma di applicazioni.

- All parts that come into contact with the medium are made of highly-resistant plastics.
Tutte le parti a contatto con il mezzo sono fatte con plastica ad elevate resistenza.
- The set spring force presses the diaphragm onto the seal seat. If the system pressure exceeds the operating pressure value, the valve opens.
La forza elastica impostata preme il diaframma sulla sede della tenuta. Se la pressione del sistema supera il valore della pressione di esercizio, la valvola si apre.
- The operating pressure is adjusted with an adjustment screw and is secured with a lock nut. The setting can also be lead sealed if required.
La pressione di esercizio viene regolata con una vite di regolazione ed è fissata con un controdado. L'impostazione può anche essere sigillata al piombo, se necessario.
- The shape of the housing that assists flow results in good flow values.
La forma dell'alloggiamento garantisce una buona portata.
- No auxiliary energy is required in order to operate the valve.
Non è necessaria energia ausiliaria per il funzionamento della valvola.
- The valve is largely maintenance-free and can be installed in any position.
La valvola è in gran parte esente da manutenzione e può essere installata in qualsiasi posizione.

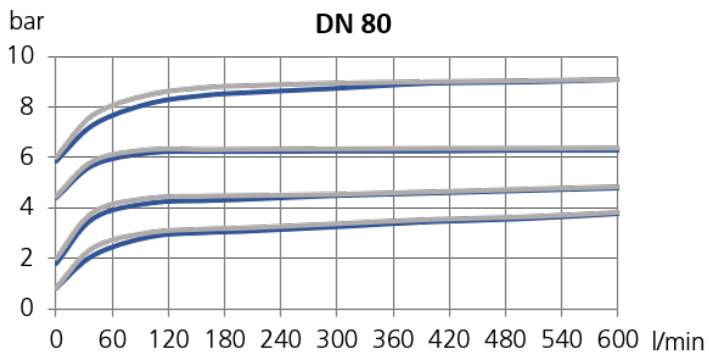
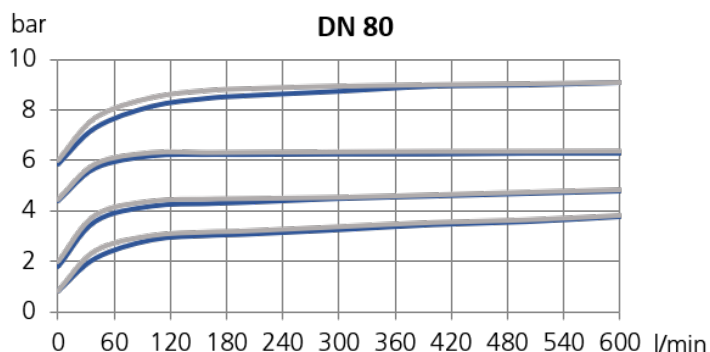
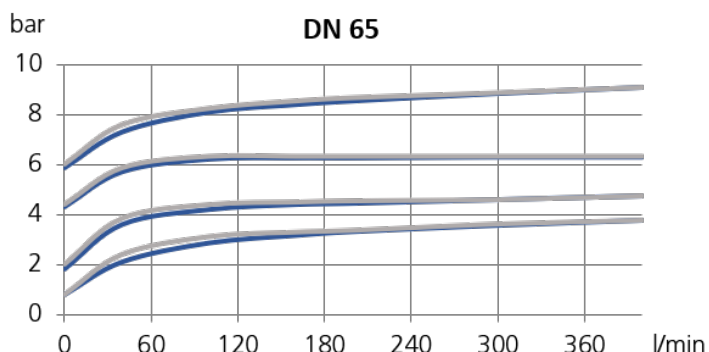
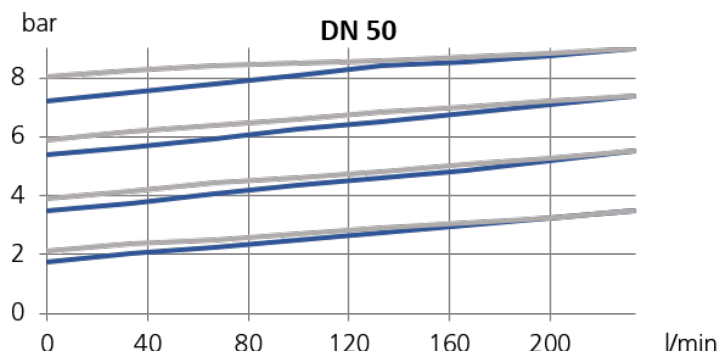
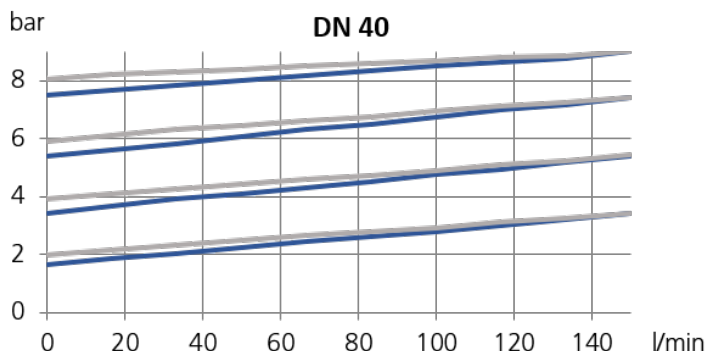
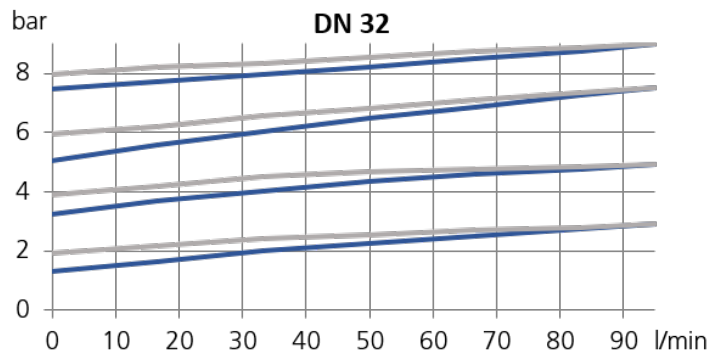
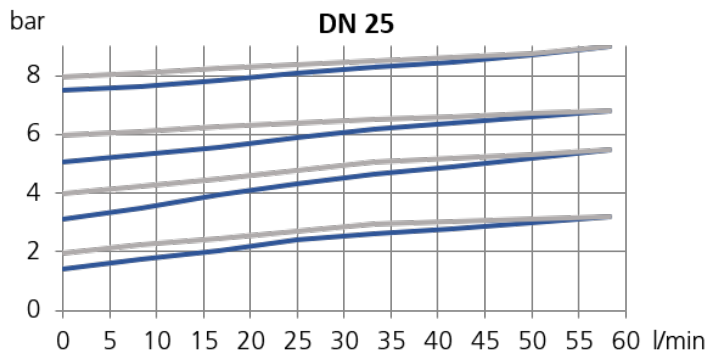


TECHNICAL FEATURES / CARATTERISTICHE TECNICHE

NOMINAL PRESSURE / PRESSIONE NOMINALE	PN 10 (20°C)
DIMENSIONS / DIMENSIONI	DN 15 ÷ DN 100 (d.16 ÷ 110 mm)
VALVE MATERIAL / MATERIALE VALVOLA	PVC, PP, PVDF
DIAPHRAGM MATERIAL / MATERIALE MEMBRANA	EPDM or PTFE coated / EPDM o rivestita PTFE
TEMPERATURE RANGE / TEMPERATURA	0°C ÷ 60°C (PVC); -10°C ÷ 80°C (PP); -20°C ÷ 110°C (PVDF)
COUPLING STANDARDS / GIUNZIONI	Solvent welded metric spigots / Manicotti incollaggio metrici maschio



PVC-U Pressure reducer valves MVM
PVC-U Valvole di regolazione MVM



All descriptions and illustrations in this publication are intended for guidance only and shall not constitute a 'sale by description'. All dimensions given are nominal, while changes can be done on the information, products and specifications from time to time for a variety of reasons, without prior notice. The information in this publication is provided 'as is' on the revision date stated on the sheet. Updates will not be issued automatically. This information is not intended to have any legal effect, whether by way of advice, representation or warranty (express or implied). We accept no liability whatsoever (to the extent permitted by law) if you place any reliance on this publication you must do so at your own risk. All rights reserved. Copyright in this publication belongs to Polypipe Italia and all such copyright may not be used, sold, copied or reproduced in whole or part in any manner in any media to any person without prior consent. **EFFAST** is a registered trademark.